

# Trachealator

Treatment of airway stenosis with simultaneous ventilation





Balloon dilatation of tracheal stenosis  
with **simultaneous ventilation**

# Foreword

---

Optimize oxygen delivery to your patients during balloon dilatation of tracheal stenoses.

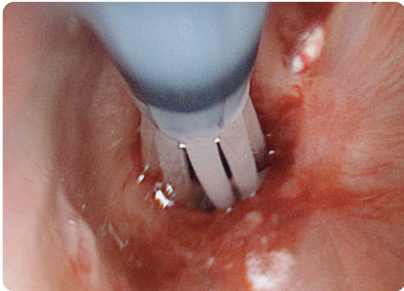
Our new trachealator allows full ventilation during the dilatation thanks to its multi balloon design. Take the time you need to perform the treatment optimally whilst supplying your patient with sufficient oxygen.

Your **SPIGGLE & THEIS** Team

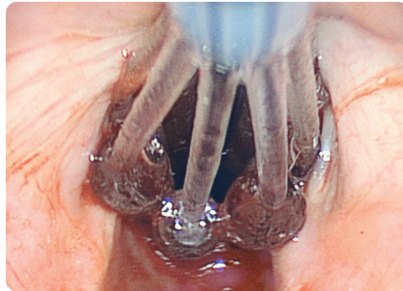


## For a gentle, efficient and sustainable treatment of tracheal stenosis

The Trachealator is a specially developed dilatation catheter which, thanks to its unique design, allows for prolonged and, above all, gentle treatment of tracheal stenosis.



deflated



inflated

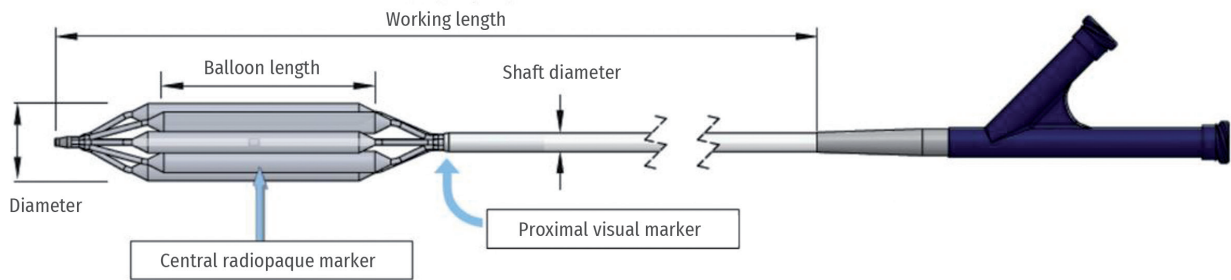
- Dilatation of airway stenosis with simultaneous ventilation
- Multiple dilatations possible
- Suitable for jet insufflation
- No limitation of dilatation time

- Total length 650 mm
- Available in different sizes
- Individually sterile packed
- Central guide wire



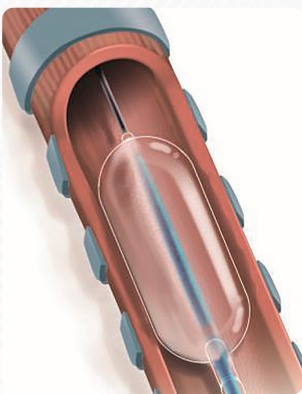
Scan QR code  
to watch video

## Trachealator – Treatment of airway stenosis with simultaneous ventilation

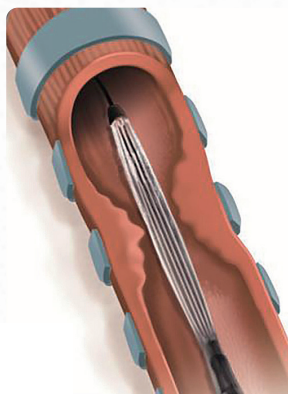


### Trachealator, AL 650 mm, 1 piece

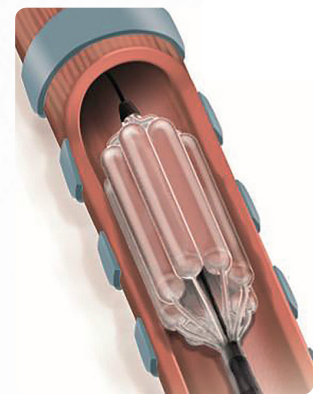
Art.-No.	Balloon dimensions (mm)	Nominal pressure (atm)	Burst pressure (atm)	Shaft diameter (mm)	Guide wire (mm)
TRD1-06030	6 x 30	6	12	2,3	0.46
TRD1-07030	7 x 30	6	12	2,3	0.46
TRD1-08030	8 x 30	6	12	2,3	0.46
TRD1-09030	9 x 30	6	12	2,3	0.46
TRD1-10030	10 x 30	6	12	2,3	0.46
TRD1-12040	12 x 40	6	12	2,3	0.46
TRD1-14540	14.5 x 40	6	12	3,5	0.89
TRD1-16040	16 x 40	6	12	3,5	0.89
TRD1-18040	18 x 40	6	12	3,5	0.89



Conventional dilatation balloon catheters completely occlude the airway




Catheter is placed across stenosis while in folded condition



The trachealator catheter allows simultaneous ventilation during dilatation





### Inflation pump

- For single-use
- 30 ml, releasable lock, twist handle, pressure gauge and Luer Lock rotary adapter
- PSI-Scale, 0 to 30 atm
- Including 50 cm - extension hose

2080-9030040



### Flexible nasopharyngoscope

Art.-No.	
30-170-28	2.8 mm
30-170-36	3.4 mm
30-171-40	4.0 mm with working channel

Working length	32 cm
Angle (up / down)	130°
Bending radius	8 mm
Field of view	80°
Depth of field	1-50 mm
Weight	230 g



### Bronchoscope, AD 5.5 mm, 49 cm

Art.-No.	Angle
60-202-00	0°
60-202-30	30°



### Bronchoscope, AD 2.9 mm, 36.5 cm

Art.-No.	Angle
60-204-00	0°
60-204-30	30°

Other endoscopes available on request.

### JOURNAL OF CARDIOTHORACIC AND VASCULAR ANESTHESIA

APRIL 2017, Volume 31, Supplement 1, Pages S6-S7

Ross Hofmeyr, J McGuire, P Douglas-Jones, M Proxenos, K Park, D Lubbe  
Multilevel dilatation of tracheal and bronchial stenosis using a non-occlusive tracheal dilatation balloon in a patient with sclerosing airway disease

### EUROPEAN JOURNAL OF ANAESTHESIOLOGY (EJA)

JUNE 2017, Volume 34, e-Supplement 55, Page 278

Hofmeyr R, McGuire J, Park K, M Proxenos, Marwick P, D Lubbe  
Initial assessment and development of anaesthesia techniques for use of a novel, non-occlusive tracheal dilatation balloon allowing continuous oxygenation and ventilation

### EUROPEAN JOURNAL OF ANAESTHESIOLOGY (EJA)

AUGUST 2018, Volume 35, e-Supplement 56, Page 278

Hofmeyr R, McGuire J, Park K, M Proxenos, Peer S, D Lubbe  
First human trial of a non-occlusive dilatation balloon allowing continuous oxygenation and ventilation in the management of tracheal stenosis

### JOURNAL OF CARDIOTHORACIC AND VASCULAR ANESTHESIA

APRIL 2017, Volume 31, Supplement 1, Pages S70-S85

Ross Hofmeyr, J McGuire, P Marwick, K Park, M Proxenos, M Lehmann, H Weich  
Continuous ventilation during tracheal dilatation using a novel, non-occlusive tracheal balloon dilator in an ovine model

### OTOLARYNGOLOGY – HEAD AND NECK SURGERY

OCTOBER 2018, Volume 159, Supplement 1

Jessica McGuire, Ross Hofmeyr, Darlene Lubbe  
Innovative Non-occlusive Airway Balloon for Dilatation of tracheal Stenosis with Continuous Ventilation

### SOUTHERN AFRICAN JOURNAL OF ANAESTHESIA AND ANALGESIA

JANUAR 2021, Volume 26, Issue 05

R. Hofmeyr, J. McGuire, P. Marwick, K. Park, M. Proxenos, M. Lehman, H. Weich  
Assessment of continuous ventilation during tracheal dilatation using a novel, non-occlusive balloon in an ovine model

### EUROPEAN ANNALS OF OTORHINOLARYNGOLOGY, HEAD & NECK DISEASES

AUGUST 2021, Volume 138, Supplement 1

S. Peer, A. Brooks, J. McGuire  
"How I do it": Novel non-occlusive balloon dilation in paediatric airway stenosis: A paradigm shift (with video)

### JOURNAL OF CARDIOTHORACIC AND VASCULAR ANESTHESIA

FEBRUARY 2022, Published online

Ross Hofmeyr, Jessica McGuire, Kenneth Park, Matthew Proxenos, Shazia Peer, Markus Lehmann, Darlene Lubbe  
Prospective Observational Trial of a Nonocclusive Dilatation Balloon in the Management of Tracheal Stenosis



